


User Manual Swim Training

3462.502.02
Version 2.0



The Swim Training program is intended to assist the swimming coach during training. It provides a way to record general timing (section and lap), reaction time at start and also duration of the turn.

 It is recommend to use the 5 input box (1x Start, 4x Stop) [3361.608] or the 9 input box (1x Start, 8x Stop) [3361.609] to connect the external devices like: OCP5 (touchpad), OSB11 (starting platform), OIT3 (pushbutton) or StartTime.

This manual is an addition to the general **POWER TIME II** manual 3462.501.02. It is fundamental that you read the general manual first. This manual only describes the specific issues of the *Swim Training* program.

Mode Sectional timing:




Connect the start on input [Start].



Connect a touchpad or pushbuttons on the other inputs [1 to 8].

At any time, the bib at the top right of the screen can be entered using the numeric keys. When the bib is 0, the results are not saved.

The  key can also start a race and trig split time.

The following times are recorded:

- Inter: intermediate time from the start.
- Lap: time elapsed since last pulse on same input.
- Section: time elapsed since last pulse on any input.

Exit with ESC to start a new measurement.

The scoreboard will display the following information:

- line 1: running time
- line 2: split time
- line 3: lap time
- line 4: section time

Mode Reaction Time:



Connect the start on input [Start].



Connect the OSB11 starting platform on input [1].



Optionally connect pushbuttons on the inputs [2 to 8] for intermediates.

At any time, the bib at the top right of the screen can be entered using the numeric keys. When the bib is 0, the results are not saved. Also, when the bib is 0, the program is in "auto restart" mode: a start pulse will restart the measure.

The following times are recorded:

- Reaction: time elapsed until the swimmer leaves the platform.
- Inter: intermediate times.

The scoreboard will display the following info:

- line 1: running time
- line 2: split time
- line 3: reaction time

Mode Touchpad turn:




Optionally connect the start on input [Start].



Connect the OCP5 on input [1].



Optionally connect pushbuttons to the inputs [2 to 8] for intermediates.

Start the race with the StartTime or with the .

The following times are recorded:


- Turn: time elapsed from the first pressure of the touchpad (i.e. the hands) until the swimmer releases the touchpad.
- Inter: intermediate times.

The scoreboard will display the following info:

- line 1: running time
- line 2: split time
- line 3: duration on touchpad

Mode Daytime:

Optionally connect pushbuttons, touchpads on the inputs [Start, 1 to 8].

The key  also trigs a time sample.

All the times are recorded in the form of daytime.

Mode Send Results:

Sends the results on the PC (RS232) serial line.

The format of the results data stream is:

!T rr bbb ll HH:MM:SS:THT i M<CR>

- <T> :Type of race: I: Sectional , B: Reaction on Blocks, T: Touchpad turns,D: Day time
- <rr>:Race number , sequential number
- <bbb>:Bib number 1 to 999
- <ll>:lap or split number
- <i> :input number on the powertime.
- <M> :Mode of time:
<space> Normal split,
D for day time value (as in starts)
R for reaction time
T for touchpads turns

Mode Delete Results:

Delete all the results.



P.O. Box 138, Rue de l'Envers 1
CH - 2606 Corgémont , Switzerland
Phone ++41 32 488 36 11 • Fax ++41 32 488 36 09
e-mail: info@swisstiming.com
Web: <http://www.swisstiming.com>

A COMPANY OF  SWATCH GROUP™